

English

Quarter 4 – MELC 2: Recognizing Describing Words



English – Grade 1

Alternative Delivery Mode

Quarter 4 – MELC 2: Describing Words- Recognize describing words for people, objects, things and places (color, shape, size, height, length, distance, etc.)
EN1G-IVf-j-5

First Edition, 2019

Republic Act 8293, section 176 states that: No copyright shall subsist in any work of the Government of the Philippines. However, prior approval of the government agency or office wherein the work is created shall be necessary for exploitation of such work for profit. Such agency or office may, among other things, impose as a condition the payment of royalties.

Borrowed materials (i.e., songs, stories, poems, pictures, photos, brand names, trademarks, etc.) included in this book are owned by their respective copyright holders. Every effort has been exerted to locate and seek permission to use these materials from their respective copyright owners. The publisher and authors do not represent nor claim ownership over them.

Published by the Department of Education

Secretary:

Undersecretary:

Assistant Secretary:

Development Team of the Module

Author: Dhalia D. Copenia

Editor: Cecilia G. Alafriz

Reviewer: Joean S. Andal

Illustrator: Madonna Jane M. Cutaran

Layout Artist: Francis M. Ramos

Management Team: Dindo John H. Moreno PhD; Bermelita E. Guillermo PhD;

Merlie M. Binay-an EdD; Chester C. Cortez

Evelyn V. Ramos, CID Chief

Jonathan A. Fronda PhD, CESE, OIC-ASDS

Rachel L. Llana PhD, CESO VI, OIC-SDS

Printed in the Philippines by _____

Department of Education – Schools Division of Nueva Vizcaya, DepEd RO II

Office Address: **Quezon St., Don Domingo Maddela, Bayombong, Nueva Vizcaya**

Telephone: **(078)392-0381, (078)392-0351, 09171589946**

Website: **www.deped-nv.com.ph**

Email: **nuevavizcaya@deped.gov.ph**

English

Quarter 1 – MELC 2: Recognizing Describing Words

This instructional material was collaboratively developed and reviewed by educators from public and private schools, colleges, and or/universities. We encourage teachers and other education stakeholders to email their feedback, comments, and recommendations to the Department of Education at action@deped.gov.ph.

We value your feedback and recommendations.

Introductory Message

For the facilitator:

This Alternative Delivery Mode Learning Module is intended for use by the Grade I learners who happen to miss the regular class session for one reason or another. In order for them to cope with the missed competencies/skills, this learning module allows the learners to seek learning support from their parents, elder siblings and anyone at home who is capable of providing the needed assistance.

Furthermore, this learning module contains varied learning activities and tasks which are developmentally appropriate for Grade I learner's use. Hence, the learners should be properly instructed and reminded to use separate sheets in doing the tasks/activities which are intended to be written, and/or as needed.

Prior to the use of this learning module, clear communication of the guidelines should be made, and proper collaboration between the facilitator and the learning support-provider should be established in order to achieve the most desired learning goals and outcomes.

For the learner:

Dear Learners,

This module is made for you. It will help you develop your skills in recognizing describing words for people, objects, things and places.

You will enjoy doing the activities in this module.

Have fun!

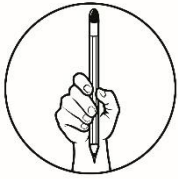


What I Need to Know

This module is designed and written with you in mind. It is developed to help you recognize describing words.

After going through this module, you are expected to:

1. describe people, things, objects and places; and
2. recognize describing words for people, things, objects and places.




What I Know

Directions: Match the picture in Column A to the correct describing word in Column B.

A


B

1.



A. wide

2.



B. long

3.




C. green

4.



D. round

5.



E. angry

F. happy

Lesson

1

Recognizing Describing Words


Directions: Study the pictures. Underline the word that describes each picture. You may listen to your facilitator as each word is read.

1.




(industrious, lazy)

2.




(square, triangle)

3.




(clean, dirty)

4.



(yellow, blue)

5.



(soft, hard)



What's In

Directions: Listen very well as the story is read. Then, answer the questions that follow.



Dolly is pretty.
She is a good girl.
She likes to go to the school.
She has six notebooks.
She has a blue pen.
And she has a big bag.

Directions: Listen to the questions well and answer the following questions about the story. Circle the letter of the correct answer.

1. What words describe Dolly?

- a. pretty and good
- b. happy and lovely
- c. brave and helpful
- d. industrious and polite

2. Based from the text, how many notebooks are there?

- a. six notebooks
- b. four notebooks
- c. three notebooks
- d. seven notebooks

3. What is the color of the pen?

- a. red pen
- b. blue pen
- c. black pen
- d. orange pen

4. What word describes the bag?

- a. big bag
- b. small bag
- c. brown bag
- d. yellow bag



Notes to the Parent

The parent will read the story and ask questions about it afterwards.



What's New

Directions: Listen to the sentences.

1. Yurika is a brave girl.
2. The plant has eight flowers.
3. The books are rectangle.
4. Lito has a sweet voice.
5. The mountains are high.

Directions: Answer the following questions about the sentences. Select your answer inside the box.

sweet	high	three
oblong	brave	
rectangle	eight	many

1. What word describes Yurika?

2. What word describes the flowers?

3. What word describes the books?

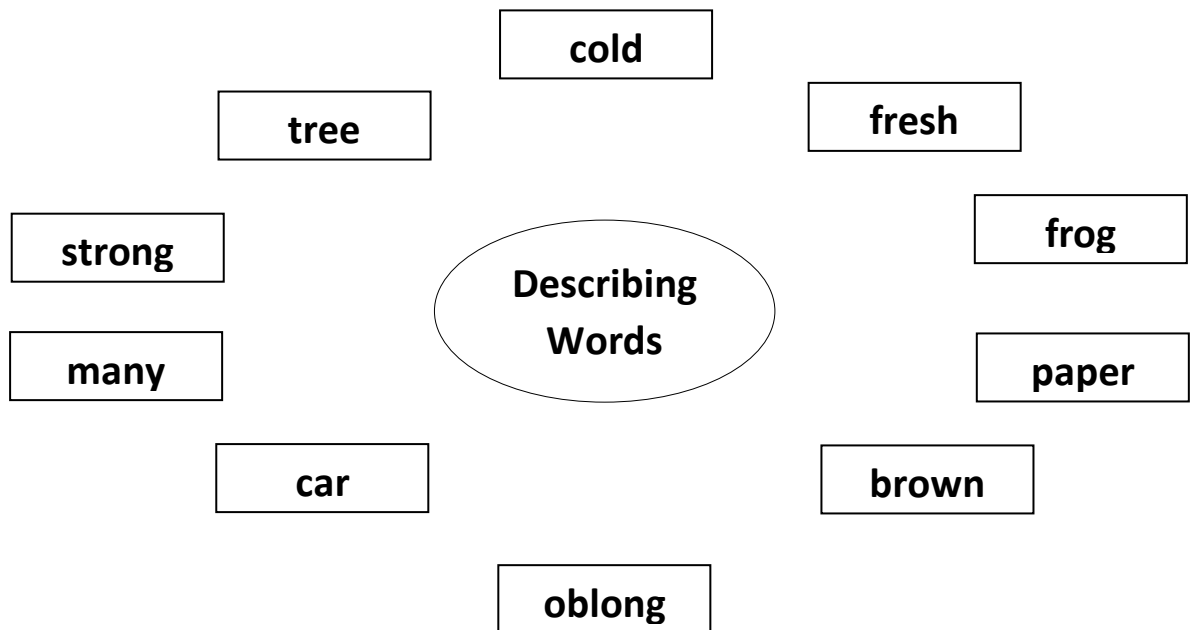
4. What word describes Lito's voice?

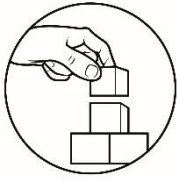
5. What word describes the mountains?



What is It

Directions: Draw a line to connect the describing words in the box to the circle.





What's More

Directions: Encircle the describing words in the sentences.

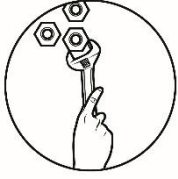
1. My teacher is wonderful.
2. Mother bought ten bananas in the market.
3. I saw red roses in the vase.
4. She gave me a triangle hat.
5. Grandfather surprised me with a colorful gift.



What I Have Learned







Describing words are words that describe people, things, objects and places.

These words describe color, shape, size, height, weight, length, distance, and more.



What I Can Do

Directions: Color the describing words with red.





Assessment

Directions: Select the describing word in each item.
Circle the letter of the correct answer.

1. The lady has a pink bag.

A. has B. bag C. pink D. teacher

2. The coconut tree in the backyard is tall.

A. tall B. tree C. coconut D. backyard

3. The table in the office is square.

A. is B. table C. square D. office

4. The children wear a thick jacket on cold days.

A. wear B. cold C. jacket D. children

5. Father works in a far place.

A. far B. works C. place D. father



Additional Activities

Directions: Write YES on the line if it is a describing word and NO if it is not.

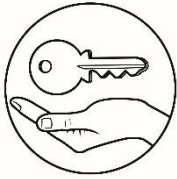
_____ 1. plenty

_____ 2. black

_____ 3. forest

_____ 4. kind

_____ 5. little



Answer Key

<p>What's more</p> <p>1. wonderful</p> <p>2. ten</p> <p>3. red</p> <p>4. rectangle</p> <p>5. colorful</p> <p>Assessment</p> <p>1. C</p> <p>2. A</p> <p>3. C</p> <p>4. B</p> <p>5. A</p> <p>Additional activities</p> <p>1. YES</p> <p>2. YES</p> <p>3. NO</p> <p>4. YES</p> <p>5. YES</p>	<p>What's In</p> <p>1. A</p> <p>2. A</p> <p>3. B</p> <p>4. A</p> <p>What's New</p> <p>1. brave</p> <p>2. eight</p> <p>3. rectangle</p> <p>4. sweet</p> <p>5. high</p> <p>What is it</p> <p>cold</p> <p>strong</p> <p>black</p> <p>fresh</p> <p>many</p> <p>oblong</p> <p>brown</p>	<p>What I know</p> <p>1. C</p> <p>2. D</p> <p>3. A</p> <p>4. F</p> <p>5. B</p> <p>Review</p> <p>1. industrious</p> <p>2. triangle</p> <p>3. clean</p> <p>4. yellow</p> <p>5. hard</p>
---	--	---

References

K to 12 Curriculum Guide for Grade I (2016)

For inquiries or feedback, please write or call:

Department of Education – (Bureau/Office)

(Office Address)

Telefax:

Email Address: